

Impact of the War on Social Cohesion May 2016

Methodology

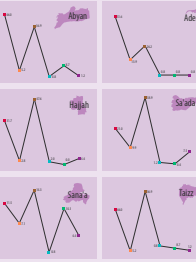
Data was collected between August and September 2015. Counting a sample of 1,152 families across the local level.



Yemen Resilience Monitor will measure social cohesion with the following indicators: (i) confidence in institutions, (ii) participation, (iii) tolerance, and (iv) solidarity.

Findings

Problems within the community
Yemen Resilience Monitor studied the challenges that communities are facing. People responded to six government-level management and policy in top five important problems.



Confidence in institutions

Yemen Resilience Monitor collected data on confidence level in institutions including national government, local authority, local council, police, military, political parties, judicial system, tribal parties and NGOs/CSOs. People trust in former institutions was particularly low except police and military while there are variations among governments.



Participation

67% of people from Aden said their voices were not heard in decision-making in their community. 53% of respondents answered that there is too much corruption/abuse of support to them in their voices.

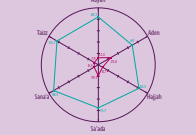


Tolerance

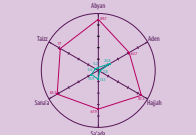
"When jobs are scarce, employers should give less priority to displaced persons and refugees."



"When jobs are scarce, men should have more right to a job than women."



"Have you experienced discrimination based on your identity over the past three months?"




"The local area is a place where people from different ethnic or other groups or different government district communities get on well together."



Solidarity

Although most people from Aden (i) government, (ii) CSOs, (iii) answered that there is being unity within the communities under 14, 16, and 18 respectively. In Aden, 53% and 54% of the respondents answered that there is too much corruption/abuse of support to them in their voices.

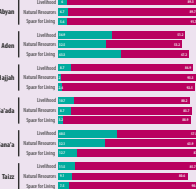
"How do you assess the solidarity within your community?"



"How do you assess the solidarity between your community and neighboring communities?"



"Do you have any problems with your community members on: (i) access to livelihood, (ii) access to natural resources, and (iii) space for living?"



The total of percentage presented in the infographics do not necessarily add up to 100%. This is mainly because the percentage of those people who answered 'not know' and 'hardly to answer' were not taken into consideration in the graphs.